



THE  
BEAR CREEK  
SCHOOL



## 2016 – 2017 SCHOOL PROFILE

### CEEB/ACT Code: 481592

College Advising Office  
8525 208th Avenue NE  
Redmond, WA 98053  
tbcs.org/collegeadvising

### Frances Carhart

Director of College Advising  
fcarhart@tbcs.org  
Phone 425.898.1720 ext. 533

### Patrick Carruth

President and Headmaster

### Timothy Fenderson

Upper School Division Head

### Enrollment 2016-2017

Preschool - Grade 12: 773  
Upper School Enrollment: 220  
Senior Class: 49

### Faculty

Upper School Faculty - 28  
Middle School and Upper School  
Faculty with advanced degrees - 61%

### Honors and Recognition

Bear Creek is a 2014 National Blue  
Ribbon School of Excellence



Founded in 1988 and graduating a senior class since 2000, The Bear Creek School has grown to include 773 students in preschool through grade 12. In the fall of 2015, we opened our new 50,000 square-foot Upper School building and Performing Arts Center. The new building has a distinctive collegiate style designed to shape the way students collaborate, build community, and fully invest in the high school experience.

### MISSION AND VALUES

*The mission of The Bear Creek School is to provide a high quality, Christian liberal arts education in a nurturing environment that will enable each student to become the individual God intends.*

### CURRICULUM

The Bear Creek School's curriculum is a rigorous, college preparatory program.

- **In Literature:** focusing on the great books—books read by the intellectual giants of our culture, books that are great teachers
- **In History:** teaching the significance of history as part of the flow of the Western civilization continuum
- **In Language:** teaching Latin in Lower School, Early Middle School, and Middle School, and as an option in Upper School
- **In the Classics:** educating Upper School students in logic, philosophy, ethics, rhetoric, and apologetics

### ACCREDITATIONS

- Northwest Association of Independent Schools (NWAIS)
- AdvancED/Northwest Accreditation Commission (NWAC)

### ADMISSION GUIDELINES

A successful academic record with demonstrated diligence, evidence of the potential to make a positive contribution to the school community, and a desire to live by Christian standards are important admission considerations. Results from the Independent School Entrance Exam (ISEE), teacher recommendations, and a personal interview are required.

### INTERNATIONAL STUDENTS

The Bear Creek School accepts international students in grades 7-11. During the 2015-2016 academic year, the school had 26 international students from several countries. All international students are required to take an ELL course if their TOEFL score falls below 80.

## RANKING POLICY

The Bear Creek School does not rank students but provides the following distribution from the Class of 2017.

Grades reflect courses taken through junior year.

GPA	#Students
4.0	3
3.99-3.75	18
3.74-3.50	8
3.49-3.25	4
3.24-3.00	9
2.99-2.75	6
2.74-2.50	1
2.49-2.25	0
2.24-2.00	0

## GRADUATION REQUIREMENTS

English/Rhetoric	4.5
History	4.0
Mathematics	3-5
Science	3-4
Christian Studies/Philosophy	3.0
World Language	3-4
Physical Education	1.5
Health	0.5
Washington State History	0.5
General Electives	2.0
Fine Arts Electives	0.5
Senior Capstone Project	0.5

### Total 27.0 credits minimum

For graduation, students must have 4.0 credits in one of the following subjects: math, science, or languages.

## GRADING SCALE

Course grades are not weighted. Only grades earned at The Bear Creek School are included in the GPA calculation.

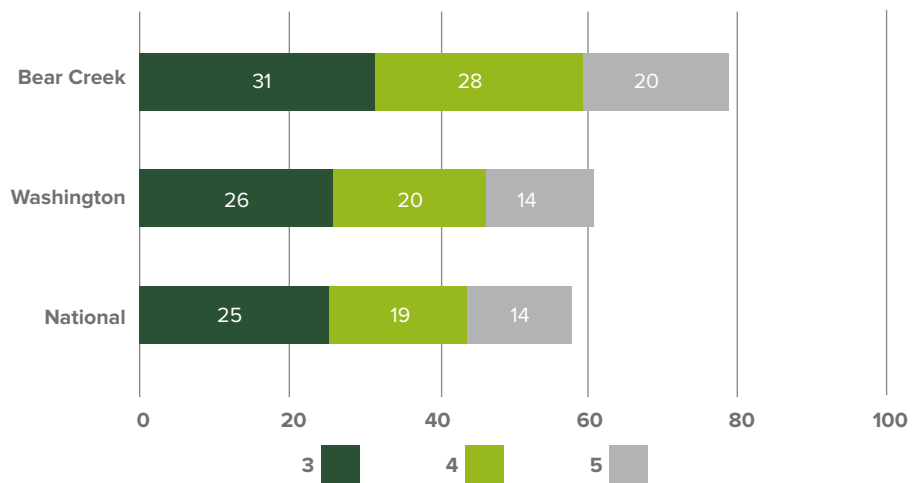
GPA	Percent	Grade
4.0	100-94	A
3.7	93-90	A-
3.3	89-87	B+
3.0	86-83	B
2.7	82-80	B-
2.3	79-77	C+
2.0	76-73	C
1.7	72-70	C-
1.3	69-67	D+
1.0	66-60	D

## ADVANCED PLACEMENT PROGRAM

Admission to AP classes is not restricted. However, students must apply to take more than 2 AP courses per year. In 2016-2017, 13 AP classes were offered.

AP Students Tested in 2016	AP Exams Taken	AP Scholar Report
139	254	AP Scholars 22
% scoring 3 or higher 79%		AP Scholars with Honor 14
% scoring 4 or higher 48%		AP Scholars with Distinction 19
% scoring 5 20%		National AP Scholars 2

Percentage of students scoring 3, 4, and 5 on AP Exams in 2016

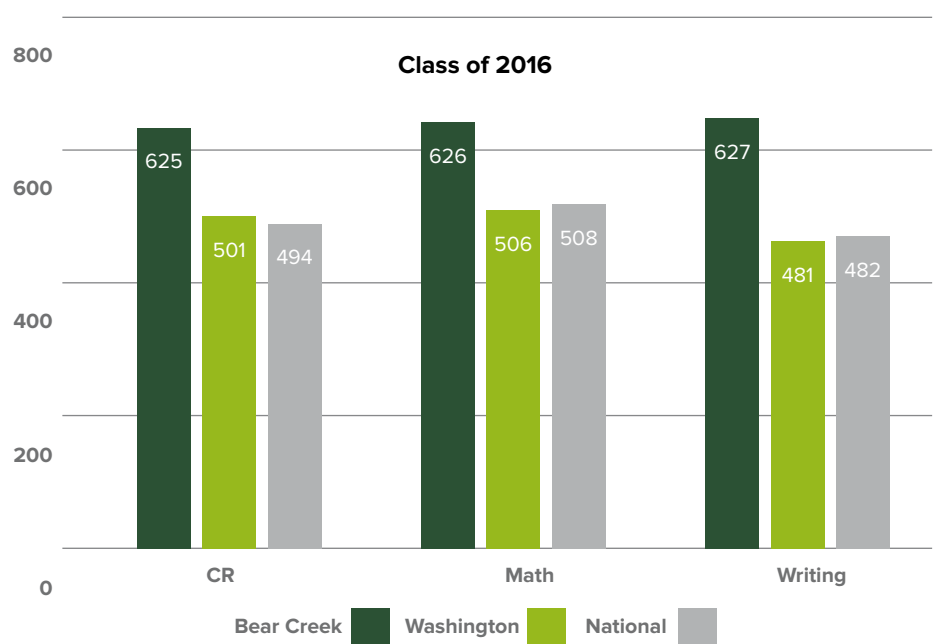


## SAT PERFORMANCE

Statistics represent the mean SAT scores achieved by the Class of 2016.

## NATIONAL MERIT RECOGNITION

	Recognized/Class Size	Percentage
Class of 2017	7/49 students	14%
Class of 2016	7/61 students	11%
Class of 2015	7/48 students	15%



## COURSE LOAD

The standard course load is seven classes per semester. The average class size is 14.

## CLASSES OFFERED

### English and Rhetoric

Honors Ancient Literature  
Honors Medieval and Renaissance Literature  
Honors Enlightenment and American Literature  
Honors Senior English Rhetoric  
AP English Language and Composition  
AP English Literature and Composition

### History

Honors Ancient and World History  
Honors European History  
Honors United States History  
Art History, Culture, and Appreciation  
United States Government and Politics  
AP European History  
AP United States History

### Math and Computer Science

Algebra 1  
Geometry  
Algebra 2  
Advanced Mathematics  
Precalculus  
AP Calculus AB  
AP Calculus BC  
AP Statistics  
AP Computer Science A  
Multivariable Calculus

### Science

Conceptual Physics  
Chemistry  
Honors Chemistry  
Honors Biology  
Advanced Topics: Engineering, Technology, and Design  
AP Biology  
AP Chemistry  
AP Physics 1

### Christian Studies

Early Christian Thought and Practice  
Medieval Christian Thought and Practice  
Modern Christian Thought and Practice  
Worldview Capstone  
Logic

### Languages

English Language Learning (ELL)  
French I, II, III, IV  
Latin I, II, III, IV, V  
Spanish I, II, III, IV  
AP Latin

### Fine and Performing Arts

Graphic Design 1, 2  
Photography 1, 2  
Advanced Graphics and Photography  
Studio Art 1, 2, 3  
Sculpture and Mixed Media  
Advanced Studio Art 1, 2  
Drama  
Choir  
Jazz Band  
Sinfonia  
Vocal Ensemble  
AP Music Theory

### Physical Education

Health  
Strength Training

### Electives

Forensics  
Yearbook

## ATHLETICS

Bear Creek has 17 varsity athletics teams which primarily compete in the Emerald City 1A league.

- Over 70% of Upper School students play at least 1 sport
- 52 League Championships
- 80 team state appearances
- 6 team state championships
- 15 individual state championships

## JANTERM

JanTerm is a two week mini-semester during which all Upper School students enroll in four topical seminars taught by Bear Creek faculty. Approximately 75 classes are offered annually. Some courses offered have been:

- The Science of Fear
- Entrepreneurship: Understanding the challenges, risks, and joys of starting and operating your own business
- Codes and Code-breaking
- A Day Which Will Live in Infamy: Defining moments in sport history

- For Truth and Justice! The Philosophy of Superheroes
- Chocolate: The Golden Ticket
- Edgar Allan Poe: Master of the Macabre
- Mock Trial and Trial Practice Skills
- A Look at Japan Through the Films of Studio Ghibli
- The Lord of the Rings: Good and evil in Middle Earth

## COMMUNITY SERVICE

Community service is an integral part of our school values. All Upper School students complete a minimum of 100 hours of community service by the end of their senior year. The class of 2016 averaged over 200 hours.

## DISCIPLINARY CONSEQUENCES

Bear Creek will provide information on student disciplinary action involving suspension and expulsion to those colleges that request disclosure.

## SENIOR CAPSTONE PROJECT

All seniors are required to develop and present a senior project prior to graduation. Projects are approved by a faculty advisor and evaluated by a panel of faculty and administrators. Recent senior projects include:

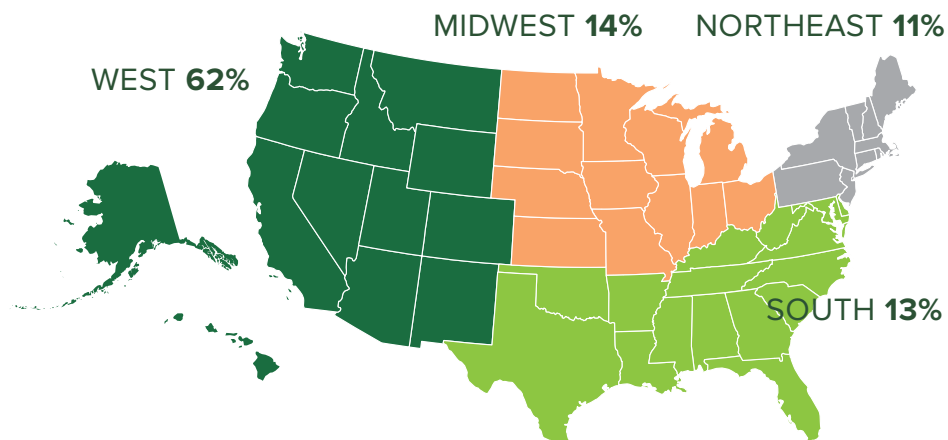
- The Largest Piece of Pie: An Analysis of Television and Social Media
- Through the Looking Glass: Science and Faith Lenses
- Islam and Women: A Misconception
- A Logical Believer?
- Heroes of our Culture
- The Tensions of Faith
- Life of a Patient, Life of a Doctor
- Buried Alive: The Work and Training of Avalanche Rescue Dogs
- Attractanomics: The Study of the Small American Town and Why It Is No Longer Desirable
- Art and Legends About the Sun
- Federal Budget Process and Politics
- The Place of Mathematics in Classical Education

*Invested in students. Intentional in outcome.*

# COLLEGE CHOICES

## MATRICULATION FOR THE CLASSES OF 2013-2016 (211 students over 4 years)

IN-STATE	<b>32%</b>
OUT-OF-STATE	<b>68%</b>
PRIVATE	<b>54%</b>
PUBLIC	<b>46%</b>
CHRISTIAN	<b>42%</b>
SECULAR	<b>58%</b>



## ACCEPTANCE FOR THE CLASSES OF 2013-2016 (Matriculation bold)

### Abilene Christian University

American University  
Amherst College  
Arizona State University  
Assumption College  
Auburn University  
Australian National University  
**Azusa Pacific University**  
Babson College  
Barnard College  
Bates College  
**Baylor University**  
**Bellevue College**  
Belmont University  
Bentley University  
**Biola University**  
Boise State University  
Boston College  
**Boston University**  
Bowdoin College  
**Brown University**  
Bryn Mawr College  
Bucknell University  
Butler University  
California College of the Arts  
**California Institute of Technology**  
**California Lutheran University**  
California State Polytechnic University, Pomona  
**California State Polytechnic University, San Luis Obispo**  
California State University, Fullerton  
California State University, Long Beach  
**Calvin College**  
Carleton College  
**Carnegie Mellon University**  
Carroll College  
**Case Western Reserve University**  
Central Washington University  
**Chapman University**  
Claremont McKenna College  
**Clark University**  
Clemson University  
**Colgate University**  
College for Creative Studies  
College of Charleston  
The College of Idaho  
College of the Holy Cross  
The College of William and Mary  
Colorado College  
**Colorado School of Mines**  
Colorado State University  
Columbia University  
Columbia College Chicago  
Concordia University

Connecticut College  
Corban University  
Cornell University  
Covenant College  
**Dartmouth College**  
**Davidson College**  
Dickinson College  
**DigiPen Institute of Technology**  
**Dordt College**  
**Drake University**  
Drexel University  
Duke University  
**Eastern Washington University**  
Emerson College  
Emory University  
**Fashion Institute of Technology**  
Florida Gulf Coast University  
Florida Southern University  
Florida State University  
Fordham University  
Furman University  
**George Fox University**  
George Mason University  
The George Washington University  
Georgetown University  
**Georgia Institute of Technology**  
**Gonzaga University**  
Gordon College  
**Grand Canyon University**  
Grinnell College  
Guilford College  
Hamilton College  
Hamline University  
Harvard University  
Harvey Mudd College  
Haverford College  
Hawaii Pacific University  
High Point University  
**Hillsdale College**  
Hobart and William Smith Colleges  
James Madison University  
The Johns Hopkins University  
Kenyon College  
The King's College  
**Knox College**  
Lafayette College  
Lehigh University  
Lewis & Clark College  
Liberty University  
Linfield College  
Lipscomb University  
**Loyola Marymount University**  
**Loyola University Chicago**  
**Macalester College**  
**Marquette University**  
Massachusetts Institute of Technology

The Master's College  
Messiah College  
Michigan State University  
Michigan Technological University  
Middlebury College  
Mills College  
**Montana State University**  
Mount Holyoke College  
Neumont University  
The New School, Parsons School of Design  
**New York University**  
North Carolina State University  
**Northeastern University**  
Northern Arizona University  
**Northwest University**  
Northwestern University  
Norwich University  
Notre Dame De Namur University  
Occidental College  
**Oregon State University**  
**Pacific Lutheran University**  
Palm Beach Atlantic University  
Parsons School of Design  
**Pennsylvania State University**  
**Pepperdine University**  
Pitzer College  
Point Loma Nazarene University  
Pomona College  
Portland State University  
Pratt Institute  
Princeton University  
Providence College  
Purdue University  
Queen's University  
Regis University  
Rensselaer Polytechnic Institute  
Rhode Island College  
Rhodes College  
**Rice University**  
Rochester Institute of Technology  
Rollins College  
Rose-Hulman Institute of Technology  
Rutgers University  
Saint Martin's University  
Saint Mary's College of California  
**San Diego State University**  
San Francisco Art Institute  
San Francisco State University  
San Jose State University  
**Santa Clara University**  
Sarah Lawrence College  
School of the Art Institute of Chicago  
**Scrpps College**

**Seattle Pacific University**  
**Seattle University**  
**Shoreline Community College**  
Simmons College  
Skidmore College  
Smith College  
Southern Methodist University  
St. John's University  
St. Mary's University  
St. Olaf College  
**Stanford University**  
Stony Brook University  
Swarthmore College  
**Syracuse University**  
Temple University  
**Texas A&M University**  
**Texas Christian University**  
Trinity College  
Tufts University  
**Tulane University**  
United States Coast Guard Academy  
**United States Military Academy - Westpoint**  
United States Naval Academy  
University College London  
The University of Alabama  
**The University of Arizona**  
The University of British Columbia  
**University of California, Berkeley**  
University of California, Davis  
University of California, Irvine  
**University of California, Los Angeles**  
University of California, Riverside  
**University of California, San Diego**  
**University of California, Santa Barbara**  
University of California, Santa Cruz  
University of Central Florida  
The University of Chicago  
**University of Cincinnati**  
**University of Colorado, Boulder**  
University of Connecticut  
University of Dayton  
University of Denver  
The University of Georgia  
**University of Hawaii**  
**University of Idaho**  
**University of Illinois at Urbana - Champaign**  
The University of Iowa  
University of Massachusetts  
University of Miami  
**University of Michigan**  
University of Minnesota

University of Missouri Columbia  
The University of Montana  
University of New Mexico  
The University of North Carolina at Chapel Hill  
**University of Notre Dame**  
The University of Oklahoma  
University of Oregon  
University of Oxford  
**University of Pennsylvania**  
University of Pittsburgh  
University of Portland  
**University of Puget Sound**  
University of Richmond  
University of Rochester  
**University of San Diego**  
University of San Francisco  
**University of Southern California**  
University of St Andrews  
University of Tampa  
University of Tennessee  
The University of Texas  
University of the Pacific  
University of Utah  
University of Victoria  
**University of Virginia**  
**University of Washington**  
**University of Washington, Bothell**  
University of Waterloo  
**University of Wisconsin, Madison**  
Vanderbilt University  
**Vanguard University of Southern California**  
Vassar College  
**Villanova University**  
Virginia Tech  
Wake Forest University  
Walla Walla University  
Washington and Lee University  
**Washington State University**  
**Washington University in St. Louis**  
**Wellesley College**  
**Wesleyan University**  
**Western Washington University**  
**Westmont College**  
**Wheaton College-IL**  
Whitman College  
**Whitworth University**  
**Willamette University**  
**Williams College**  
Worcester Polytechnic Institute  
Yale University  
York University